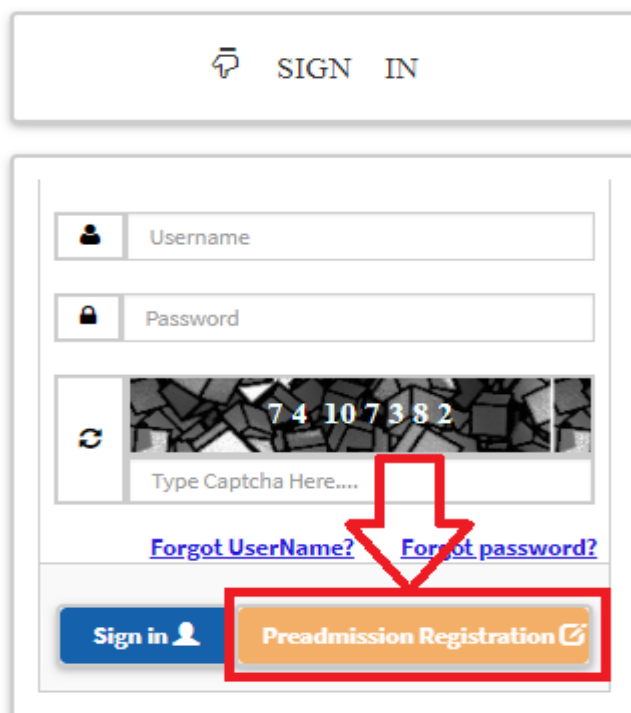


# PRE-ADMISSION HELP FILE FOR PARENTS

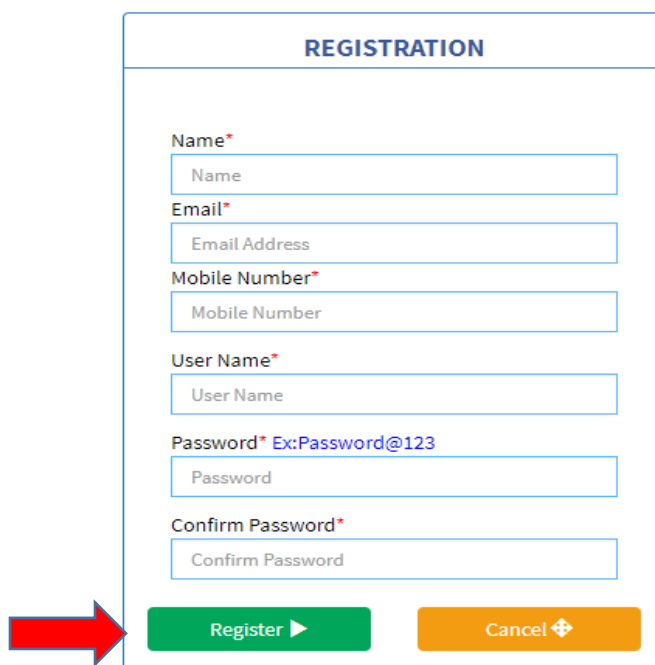
## STEPS:

1. Click on the [“Preadmission Registration”](#) button.



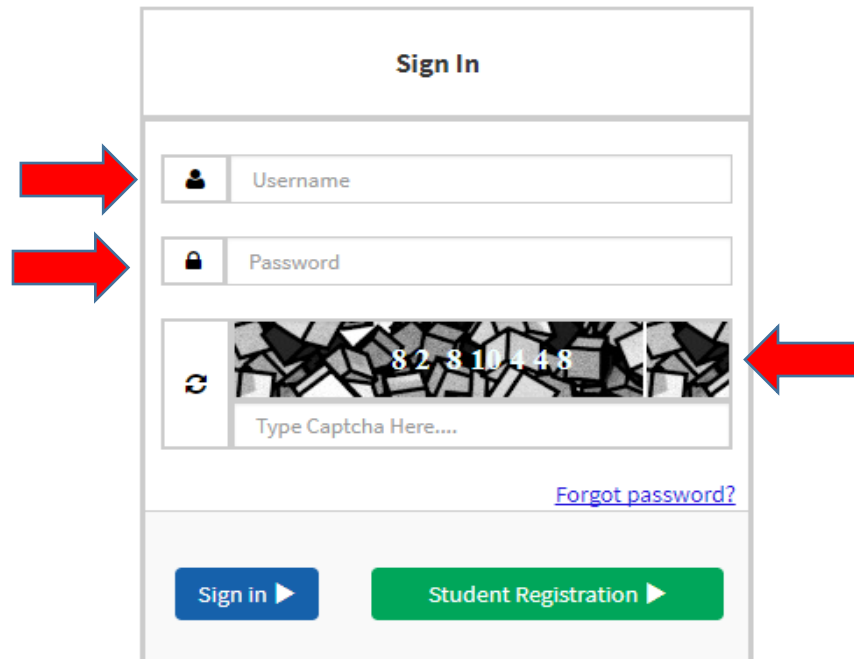
The image shows a login and registration interface. At the top, there is a 'SIGN IN' button with a user icon. Below it, there are input fields for 'Username' and 'Password'. A captcha image with the numbers '7 4 10 7 3 8 2' is displayed, with a text box below it saying 'Type Captcha Here....'. There are links for 'Forgot UserName?' and 'Forgot password?'. At the bottom, there are two buttons: 'Sign in' (blue) and 'Preadmission Registration' (orange). A red arrow points to the 'Preadmission Registration' button.

2. Fill all information (Either Father/Mother/Guardian) and click on the Register Button.



The image shows a 'REGISTRATION' form. It has the following fields: 'Name\*' (with a sub-label 'Name'), 'Email\*' (with a sub-label 'Email Address'), 'Mobile Number\*' (with a sub-label 'Mobile Number'), 'User Name\*' (with a sub-label 'User Name'), 'Password\*' (with a sub-label 'Ex:Password@123'), and 'Confirm Password\*' (with a sub-label 'Confirm Password'). At the bottom, there are two buttons: 'Register' (green) and 'Cancel' (orange). A red arrow points to the 'Register' button.

3. In home page give your User Name and Password along with the Captcha.



The image shows a 'Sign In' form with three input fields: 'Username', 'Password', and a Captcha field. Red arrows point to each of these fields. The Captcha field displays the numbers '82810448' over a background of books. Below the Captcha field is a text input area labeled 'Type Captcha Here....'. A link for 'Forgot password?' is located below the Captcha field. At the bottom of the form are two buttons: 'Sign in' (blue) and 'Student Registration' (green).

Sign In

Username

Password

82810448

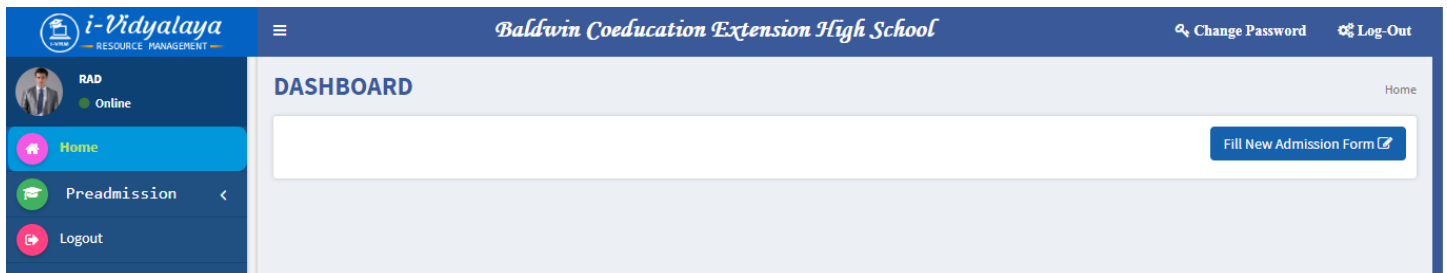
Type Captcha Here....

[Forgot password?](#)


Sign in ▶ Student Registration ▶


4. You will navigate to Home page of Pre Admission.

Click on ["Fill new admission form"](#) shown picture below.



## 5. Admission Form: Fill all details which is necessary and then fill health certificate too.



**RAD**  
Online

Home

Preadmission

Logout

Baldwin Coeducation Extension High School

Change Password Log-Out

DASHBOARD

Home

Application Form

Health Certificate Form

BALDWIN CO EDUCATION EXTENSION HIGH SCHOOL ADMISSION FORM

Name of the Child:<sup>\*</sup>

First Name

Middle Name

Surname

Date Of Birth:<sup>\*</sup>

Select date

Applying For:<sup>\*</sup>

Select Class

Mobile Number:<sup>\*</sup>

☐

Email -Id:<sup>\*</sup>

☐

Academic Year:<sup>\*</sup>

2019-2020

Place of Birth:<sup>\*</sup>

Nationality:<sup>\*</sup>

Select Country

Religion:<sup>\*</sup>

Select Religion

Mother Tongue:<sup>\*</sup>

Caste:<sup>\*</sup>

Select Caste

Last School Syllabus:

Select Syllabus

Gender:<sup>\*</sup>

Select

Upload Student Photo

Other Details

Sub Caste :

Name Of The Play Group Last Attended:

Blood Group:

Select Blood Group


Aadhaar No:

Residential Address


Permanent Address

Street<sup>\*</sup>

Street<sup>\*</sup>



RESOURCE MANAGEMENT



RAD

Online

Home

Preadmission

Logout

Baldwin Coeducation Extension High School

Change PasswordLog-Out

Residential Address

Street\*

Area\*

Country\*

Select Country

State\*

Select State

City\*

Pincode / Zip\*

☐ Permanent Address Same As Residential Address

Father's Details

Father's Name:

Father's SurName:

Qualification:

Occupation :

Aadhaar No:

Religion:

Select Religion

Caste:

Select Caste

Sub Caste :

Nationality:

Select Country

Email Id:

Permanent Address

Street\*

Area\*

Country\*

Select Country

State\*

Select State

City\*

Pincode / Zip\*

Mother's Details

Mother's Name:

Mother's SurName:

Qualification:

Occupation :

Aadhaar No:

Religion:

Select Religion

Caste:

Select Caste

Sub Caste :

Nationality:

Select Country

Email Id:

Mother's:

Alt.Contact:

Alt. Email:

☐

Guardian Details

Guardian Name:

Relationship To student:

Occupation:

Guardian Phone Office:

☐

Guardian Phone Res:

☐

Previous School Details

SL.NO	School Name	Class	Grade	Passed Year	Address
1					

Document Upload Details [Only JPEG Files (0-2MB)]

NOTE: All documents uploaded should be self attested by parents

SL.NO	Document Name	Action
1	Birth certificate	Upload Document
2	Caste Certificate	Upload Document
3	Aadhaar Card	Upload Document

Undertaking by the Parents/Guardian :\*

I and my ward will abide by and accept the rules of the school. I shall pay all the school fees quarterly or annually. I am willing to pay all other dues as necessary. I have no objection to my child participatin in any extra curricular activities run by the school


☐ Yes


☐ No

Father and Mother Photos

Upload Father Photo

Upload Mother Photo





RAD

Online

Home

Preadmission

Logout

Baldwin Coeducation Extension High School

Change Password

Log-Out

Occupation:

Upload Father Photo

Upload Mother Photo

Guardian Phone Office:

Guardian Phone Res:

Previous School Details

SL.NO	School Name	Class	Grade	Passed Year	Address
1					

Document Upload Details [Only JPEG Files (0-2MB)]

NOTE: All documents uploaded should be self attested by parents

SL.NO	Document Name	Action
1	Birth certificate	Upload Document
2	Caste Certificate	Upload Document
3	Aadhaar Card	Upload Document

Undertaking by the Parents/Guardian : \* I and my ward will abide by and accept the rules of the school. I shall pay all the school fees quarterly or annually. I am willing to pay all other dues as necessary. I have no objection to my child participatin in any extra curricular activities run by the school

Yes

No

SUBMIT

CLEAR

STUDENTS LIST

Total Grid Records : 0

Q

search here...

SL.NO	Name	Class	Reg No.	Application No	Gender	Action
-------	------	-------	---------	----------------	--------	--------

Once Entering all details click on Submit Button and Fill health Certificate Also



## 6. Pre Admission registration payment:-

Do Online payment for Pre-Admission registration form.

STUDENTS LIST							Pay registration fee here.....
Total Grid Records : 1					<input type="text" value="search here..."/>		
SL.NO	Name	Class	Reg No.	Gender	Email	Action	Application Form/Payment
1	Radha R R	Nursery	1001	Female	Rraki9715s@gmail.com		Pay Registration Fee

OR

DASHBOARD

Fill New Admission Form

Name : Radha R R

DOB : Nov 12, 2015

Application NO : 1001

Application status : **APP ACCEPTED**

Class : Nursery

Mobile No. : 8088678709

Email-ID : Rraki9715s@gmail.com

Admission Status : **INPROGRESS**

Pay Registration Fee

Pay Registration Fee Here.....

Once Payment done you will get a confirmation mail for the same.

Thank you..!!